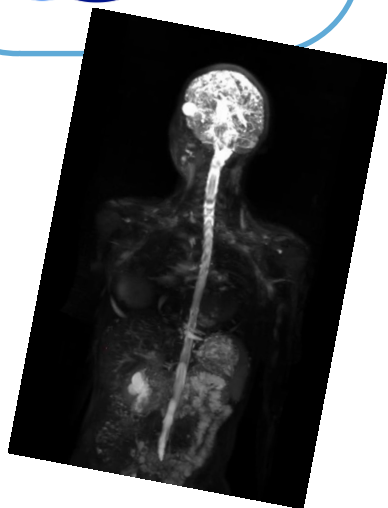
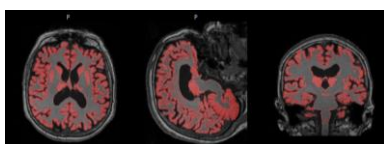


Analysis Example: Radiomics

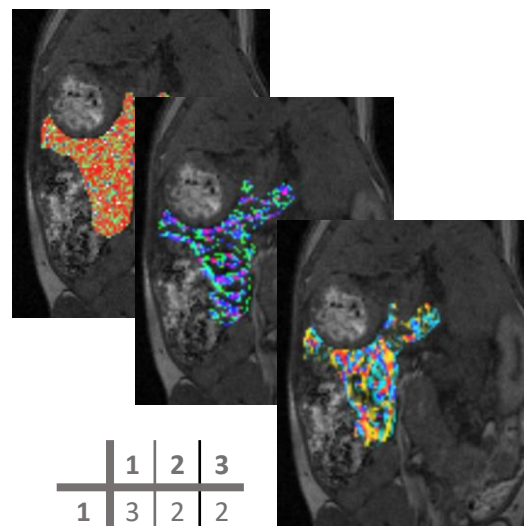
Phase	Species	Modality	Disease Area	Task(s)	Tools
Any	Any	All	Oncology	Multiple	Image Processing, Machine Learning



Imaging & Data Management



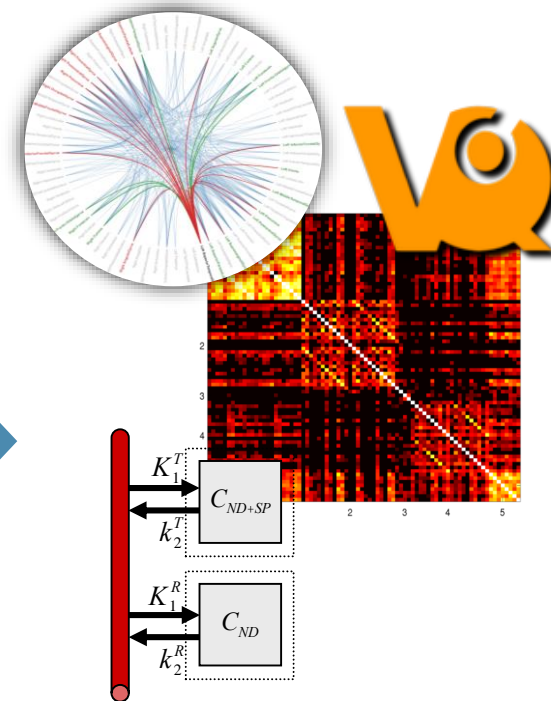
Automated Segmentation



	1	2	3
1	3	2	2
2	3	1	1
3	1	0	2

$$\frac{1}{n_r} \sum_{i=1}^M \sum_{j=1}^N \frac{p(i, j)}{j^2}$$

Feature Extraction



Analysis

Efficient organization, labeling, feature extraction & analysis

Lambin, Philippe, et al. "Radiomics: extracting more information from medical images using advanced feature analysis." *European journal of cancer* 48.4 (2012): 441-446.